

Quartz Crystal Microbalance

QCM200 — 5 MHz quartz crystal microbalance



Quartz Crystal Microbalance



phone: (408)744-9040 www.thinkSRS.com

- Measures frequency and resistance
- Analog output for potentiostats
- Reads highly loaded crystals (up to 5 kΩ)
- Transformer-isolated crystal
- Simple shunt-capacitance cancellation
- External 10 MHz input
- Windows/Mac software

The QCM200 Quartz Crystal Microbalance measures mass and viscosity in processes occurring at or near surfaces, or within thin films. This system include a controller, crystal oscillator electronics, crystal holder, three quartz crystals, and Windows/Mac software.

The instrument read the resonant frequency and resistance of a 5 MHz, AT-cut quartz crystal. The resonant frequency changes as a linear function of the mass of material deposited on the crystal surface. The resistance at resonance changes with the viscosity / elasticity of the material (film or liquid) in contact with the crystal surface.

As a gravimetric instrument, the QCM200 can measure mass ranging from micrograms to fractions of a nanogram. Detection limits correspond to submonolayers of atoms. Observations of conformational changes, such as phase transitions, swelling, and cross-linking, can easily be made.

Specifically designed to handle heavy loads (up to 5 kΩ), the instrument will maintain oscillation in aqueous solutions containing over 88 % glycerol (w/w %). It is ideal for studies involving lossy films and highly viscous liquids.

QCM200

The QCM200 is a stand-alone instrument with a built-in frequency counter and resistance meter. Series resonance frequency and resistance are measured and displayed, and there is an analog output proportional to frequency which can

Stanford Research Systems



QCM200 front panel

be used to interface with a potentiostat. The QCM200 can be operated from the front panel or a PC using the RS-232 interface. Windows and MacIntosh software is provided for real-time data acquisition, display, analysis and storage. Both frequency and resistance trends can be viewed. User-tags are provided to time-stamp important events.

The stability and accuracy of the QCM200 are ideal for most experiments. For special applications requiring optimum longterm frequency stability, a precision timebase, such as the FS725 Rubidium Frequency Standard, can be connected to the external 10 MHz input. **QCM Electronics**

A unique automatic gain control circuit provides the quartz crystal with the required signal amplitude to overcome viscoelastic losses and achieve series resonance. It also monitors the energy dissipated by the sensor, which is used to determine the series resistance of the crystal. The controller

provides power to the crystal oscillator electronics, and includes a potentiometer for canceling shunt capacitance. Proper capacitance cancellation is required to assure true series resonance operation of the crystal oscillator, and to eliminate frequency and resistance errors.

In the QCM200, the digital controller also contains a frequency counter with 0.01 Hz resolution for accurate frequency measurements, and a resistance meter with 5 digits of resolution covering a range of 0 to 5000 Ω.

Crystals, Holder and Flow Cell

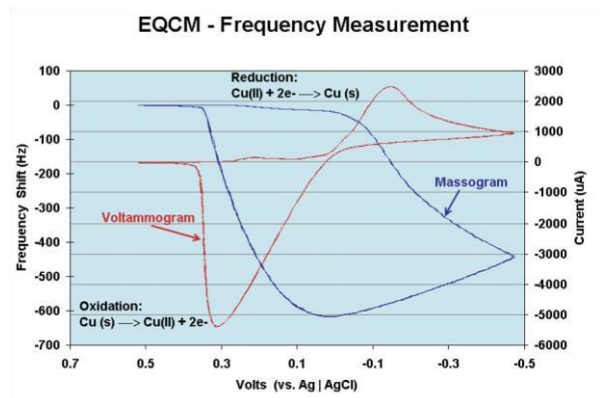
The QCM200 uses a 5 MHz, 1" diameter, AT-cut quartz crystal wafer with circular electrodes on both sides. Crystals are available in a variety of materials. The crystal holder is a rugged, compact, easy to use fixture. The holder and all crystals may be used in liquid or gas environments.



An optional axial flow cell adapter attaches to the standard crystal holder. This provides an easy way of interfacing the QCM to a flow injection analysis system. **EQCM**

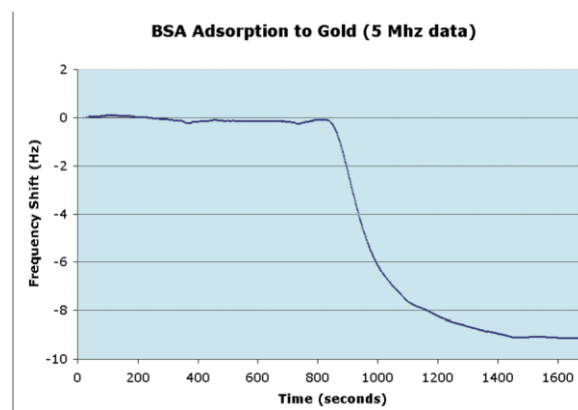
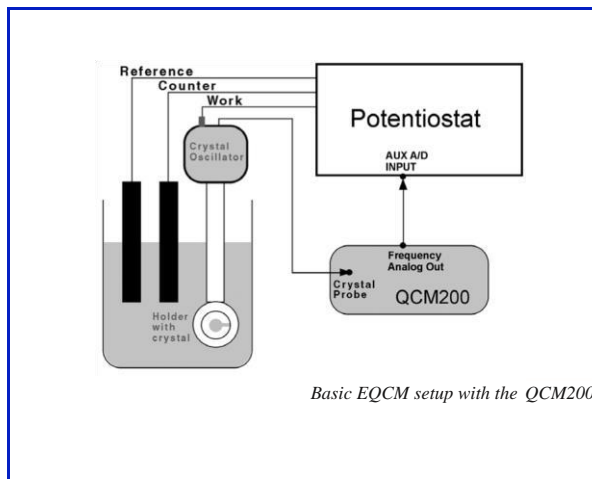
For EQCM applications, an analog output proportional to frequency shift may be directly connected to a potentiostat or galvanostat. Only the front-surface electrode of the crystal is exposed to the solution. This electrode is also transformer isolated, as required for EQCM operation.

The figure below illustrates a typical EQCM experiment. The frequency analog output of the QCM controller is connected to the potentiostat A/D input. The potentiostat digitizes the voltage, and its software displays relative frequency changes synchronous with the electrochemical data. The versatile QCM200 can be easily integrated into any custom 5 MHz crystal based EQCM setup.



In the Lab

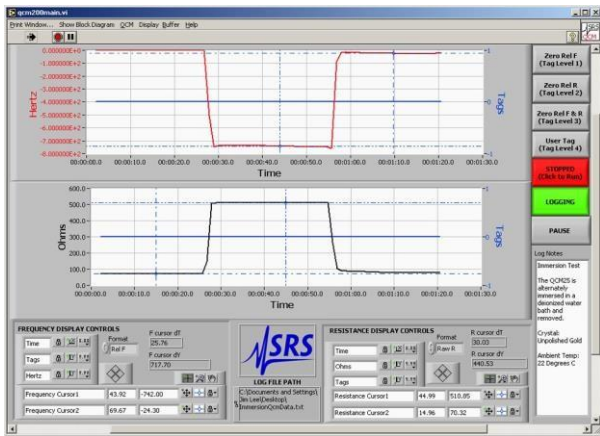
The QCM200 is a valuable research tool for applications ranging from pure surface science to biochemistry. Quartz crystals can be pre-coated with any thin-film material including organic polymers, hydrogels, composites, ceramics, biomolecules, bacteria and living cells. This provides unlimited potential for the development of novel gas and biological sensors.



The quartz crystal microbalance is an essential addition to any biological laboratory. The data from a QCM perfectly complements that obtained from other techniques, such as surface plasmon resonance (SPR) and atomic force microscopy (AFM), aiding in the analysis of complex biological interactions.

QCM200 Software

A Windows/Mac software program is included to facilitate remote operation and simplify data acquisition.



Self-assembled monolayers (SAMs)
 Molecularly imprinted polymers (MIPs)
 Langmuir/Langmuir-Blodgett films
 Laser ablation, desorption and breakdown studies
 MEMS nanomaterials
 Intelligent biomaterials



QCM200 rear panel

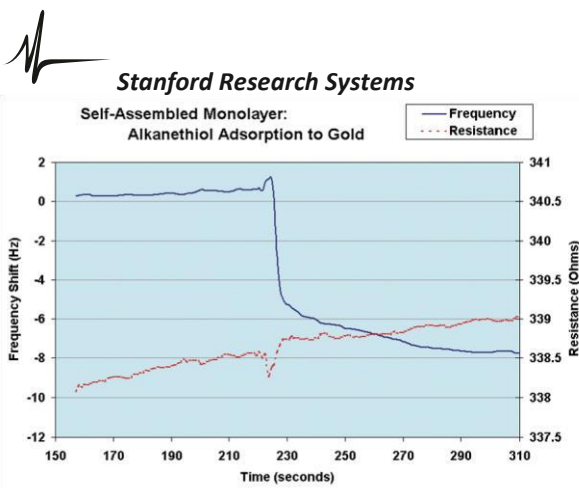
Frequency Measurement

Display resolution 0.01 Hz (10 second gate)
 0.1 Hz (1 second gate)
 1.0 Hz (0.1 second gate)
 Gate time 0.1 s, 1 s, 10 s, user-selectable
 Int. timebase stability 2×10^{-9} Allan Variance (typ.)
 Int. timebase accuracy ± 1.5 ppm
 Analog output
 Δf ± 10 V full scale (20-bit) output

Applications

- Immunosensors*
- Sorption sensors*
- Moisture analyzers*
- Particulate monitors*
- Contamination monitors*
- Electrovalency measurements*
- Hydrogen absorption on metal films*
- Bubble formation*
- Redox and conductive polymer research*
- Double-layer characterization*
- Corrosion studies*
- Surface oxidation*
- DNA and RNA hybridization studies*
- Antigen-antibody reactions*
- Protein adsorption*
- Detection of virus capsids, bacteria, mammalian cells*
- Biofouling and antifouling*
- Biomembranes and biomaterials*
- Protein-protein interactions*

Iz,
 Hz, ± 2



Ext. timebase input

Resistance Measurement

Conductance output (Vc)

Range to 5000 Ω
 Resolution digits:
 0.001 Ω for $R < 100$
 Ω
 0.01 Ω for $100 \Omega \leq$
 $R < 1000 \Omega$
 0.1 Ω for 1000Ω
 $\leq R < 5000 \Omega$

Resistance $R = 10,000 \times (10^{-Vc/5}) - 75$
 Ω
 Resistance range 0 to 5000 Ω

Voltage level 0 to 10.625 VDC, log scale
Impedance 1 k Ω

Ordering Information

QCM200	Controller, oscillator, 3 crystals, holder and software	\$2995	O100FC
	Axial flow cell	\$395	
O100RXO	Replacement oscillator electronics	\$395	
O100RH	Replacement crystal holder	\$395	
O100CCB	Crystal cleaning basket	\$250	
O100RX1	Chrome/gold crystals (qty. 10)	\$495	
O100RX3	Titanium/gold crystals (qty. 10)	\$595	
O100RX4	Titanium/platinum crystals (qty. 10)	\$695	



Stanford Research Systems

Capacitance Cancellation

Range 10 pF to 40 pF (20 pF nominal)
Limit 0.01 pF

Quartz Crystals (polished)

Frequency 5 MHz, AT-cut, plano-plano
Diameter 1 inch
Electrodes Cr/Au (Ti/Au, Ti/Pt, In Sn oxide opt.)

Physical

Analog connectors BNC
Interface RS-232, 9600 baud
Crystal holder
Material Holder: Kynar[®], O-ring: Viton[®]
Cable Cat-5, 3 ft.
Dimensions, weight 10.6" \times 2" \times 7" (WHD), 2 lbs.
Operating temperature 0 $^{\circ}$ C to 40 $^{\circ}$ C
Power 15 W, 100/120/220/240 VAC,
50/60 Hz
Warranty One year parts and labor on defects
in materials and workmanship