

Measure and display low currents from 10 μ A up to 200A

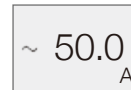
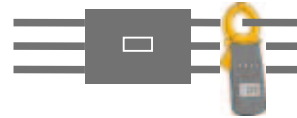


CLAMP ON LEAK HITESTER 3283-20

True RMS

With loads of around 50A:

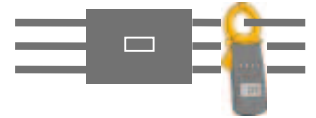
Most clamp on meters, including the 3283-20, have no problems displaying the measurement of 50A loads...



Ordinary clamp-on meter

With loads of under 1A:

...but ordinary clamp meters cannot measure loads under 1A, unlike the 3283-20.



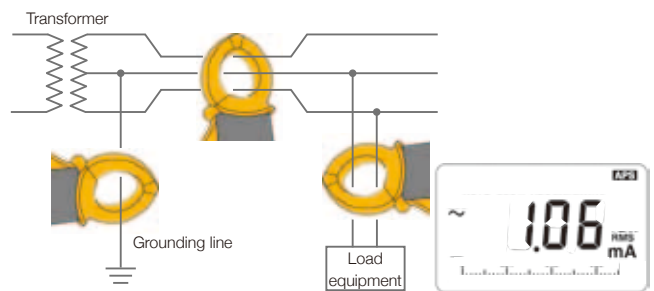
Ordinary clamp-on meter



3283-20

Also measure leakage current

The 3283-20 provides 5 ranges of 10.00mA, 100.0mA, 1.000A, 10.00A, and 200.0A, enabling you to also measure leakage current with accuracy.



Heightened safety with compliance to international safety standards

CE EN61010-2-32:2012
compliant



Double insulation

Reinforced insulation for preventing electric shock accidents



Clamp onto non-insulated conductors

Measure bare conductors on live lines safely

CAT III
up to 300V

Supports CAT III 300V environments

Safely measure lines of up to 300V from distribution panel to equipment

Analyze breaker operation

Activate the **FILTER mode** to check the current value with the same frequency level as a breaker's operational frequency band, without any effects from the high-frequency components of a switching power source or inverter equipment.



With the **FILTER** off, an exceedingly high value including high-frequency components is displayed.

With the **FILTER** on, analysis of breaker operation can be performed.



Record CT 5A or 1A rated output current

Precisely record the current of the secondary side of CTs rated 5A or 1A and below. With ordinary clamp-on meters, large measurement errors result from inputs of only a few amps, and values are displayed inaccurately or simply suppressed to "0A".



Currents of 5A, 1A and below accurately measured and displayed

Record the maximum current

By specifying **MAX** in the **REC (recording) mode**, the current value on the display will be updated every time a maximum value is measured. You can then check the transformer capacity, and record the maximum load current.




Record the average current

Specify **AVE** in the **REC (recording) mode** to constantly calculate the average current, and to update the current value on the display. This is useful for recording fluctuating current values.



Double insulation for greater safety

The clamp jaw is double-insulated to prevent shocks even if the metallic core tip comes in contact with metal objects. Safely clamp a bus bar to measure its current.



CLAMP ON LEAK HI-TESTER 3283-20
(All includes CARRYING CASE 9399, HAND STRAP)

Specifications

(Accuracy guaranteed for 1 year, Post-adjustment accuracy guaranteed for 1 year)

Function	Range	Accuracy	Notes
AC current (AC A)	10.00 mA	±1.0% rdg. ±5 dgt. (45 to 66 Hz)	Maximum allowable current 20 Arms cont.
	100.0 mA		
	1.000 A	±2.0% rdg. ±5 dgt. (40 to 45 Hz, 66 to 2 kHz)	
	10.00 A		
Frequency (Hz)	200.0 A	±1.5% rdg. ±5 dgt. (45 to 66 Hz) ±2.0% rdg. ±5 dgt. (40 to 45Hz, 66 to 2kHz)	Maximum allowable current 200 Arms cont.
	100.0 Hz		Accuracy range 30.0 to 99.9Hz 95 to 1000Hz
	1000 Hz	±1.0% rdg. ±1 dgt.	

AC current measurement accuracy range is 10% to 100% (5% to 100% in 200 A range). Accuracy is given for the filter OFF condition.

! WARNING

Inspect the unit and check that it is operating correctly before use. When carrying out measurement on live lines, wear proper protective gear, insulating rubber gloves, insulating rubber boots and safety helmet, and use extreme caution to avoid electric shock accidents.

! DANGER



- In order to prevent short-circuits and injury, use the clamp product on electrical circuits with a voltage less than the maximum operation circuit voltage.
- In order to prevent short-circuits and injury when the clamp core tip is open, do not use bare conductors.

Note: Company names and Product names appearing in this catalog are trademarks or registered trademarks of various companies.

HIOKI

HIOKI E. E. CORPORATION

HEADQUARTERS

81 Koizumi, Ueda, Nagano, 386-1192, Japan
TEL +81-268-28-0562 FAX +81-268-28-0568
<http://www.hioki.com> / E-mail: os-com@hioki.co.jp

HIOKI USA CORPORATION

TEL +1-609-409-9109 FAX +1-609-409-9108
<http://www.hioki.com> / E-mail: hioki@hioki.com

HIOKI (Shanghai) SALES & TRADING CO., LTD.
TEL +86-21-63910090 FAX +86-21-63910360
<http://www.hioki.cn> / E-mail: info@hioki.com.cn

HIOKI INDIA PRIVATE LIMITED
TEL +91-124-6590210
E-mail: hioki@hioki.in

HIOKI SINGAPORE PTE. LTD.
TEL +65-6634-7677 FAX +65-6634-7477
E-mail: info-sg@hioki.com.sg

HIOKI KOREA CO., LTD.
TEL +82-2-2183-8847 FAX +82-2-2183-3360
E-mail: info-kr@hioki.co.jp

DISTRIBUTED BY