

Lowpass Filter Operating From DC to 400 MHz With SMA Female Connectors

The FMFL026 is a Five section Low pass filter. The pass band is 400 MHz wide, from 0 to 400 MHz with excellent rejection of 50 dB at 800 MHz. It has a maximum insertion loss of 1 dB. The FMFL026 has SMA female connectors and is rated to 10 watts.



Electrical Specifications*

Description	Min	Typ	Max	Units
Passband Freq.	DC		400	MHz
Useable Freq. Range		DC to 400		MHz
Impedance		50		Ohms
Insertion Loss			1	dB
Passband VSWR			1.5:1	
Input Power			10	Watts
Rejection at 600 MHz	40			dB
Rejection at 800 MHz	60			dB

Features:

- Design: Low Pass Filter
- Number of Sections: 5
- Connector 1: SMA Female
- Connector 2: SMA Female

Mechanical Specifications

Size	
Length	1.7 in [43.18 mm]
Width	0.75 in [19.05 mm]
Height	0.65 in [16.51 mm]
Weight	0.054 lbs [24.49 g]

Connectors

Description	Connector 1	Connector 2
Type	SMA Female	SMA Female

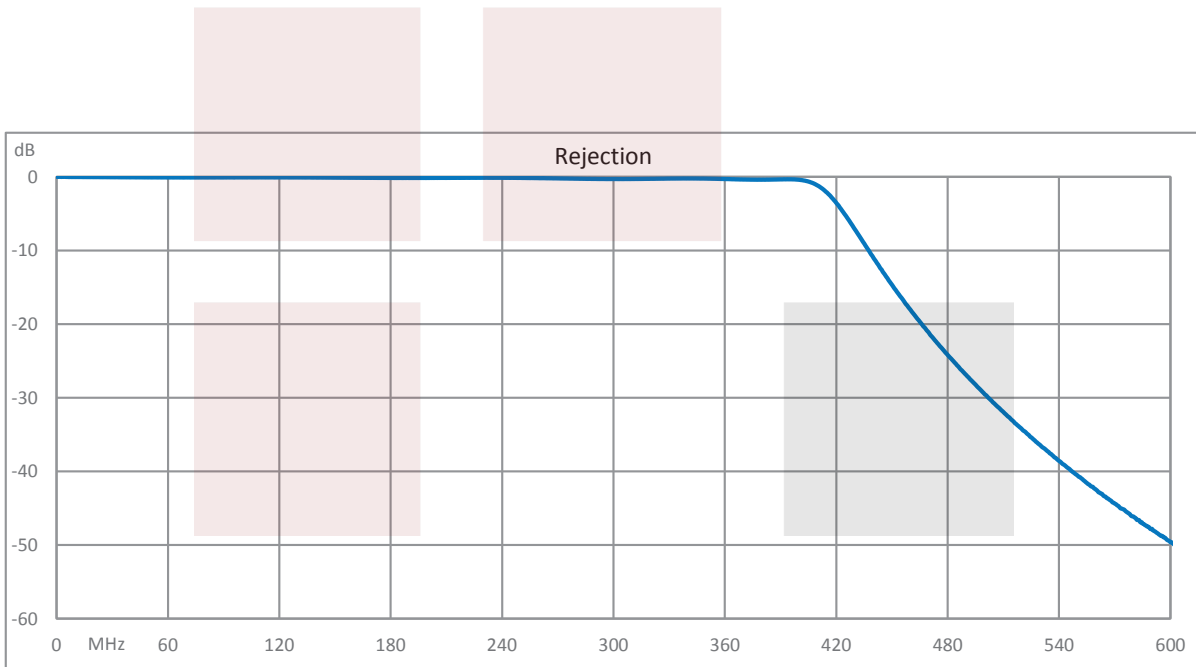
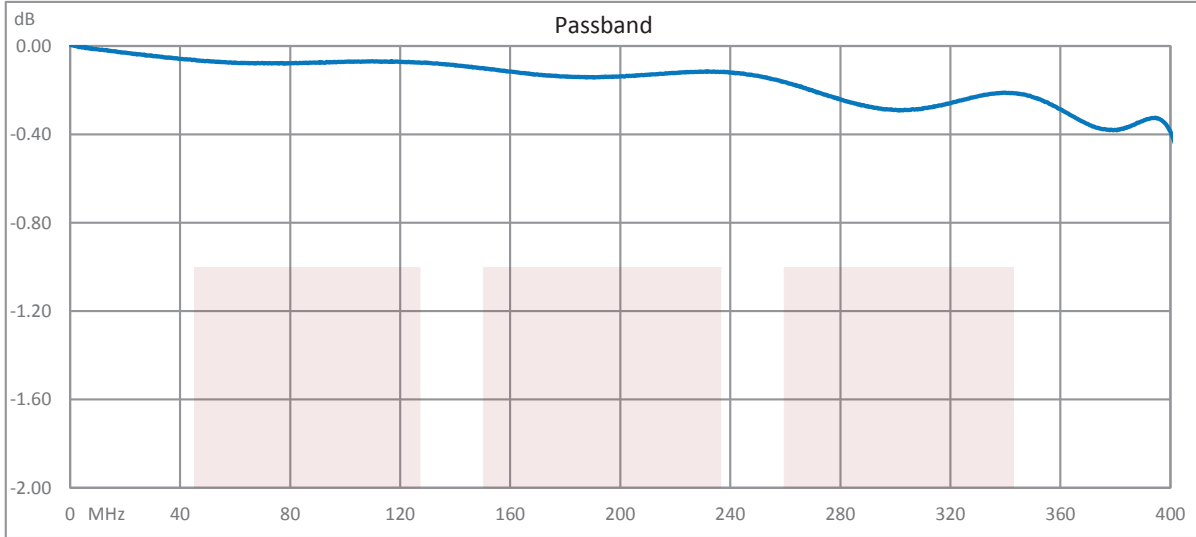
Compliance Certifications (see [product page](#) for current document)

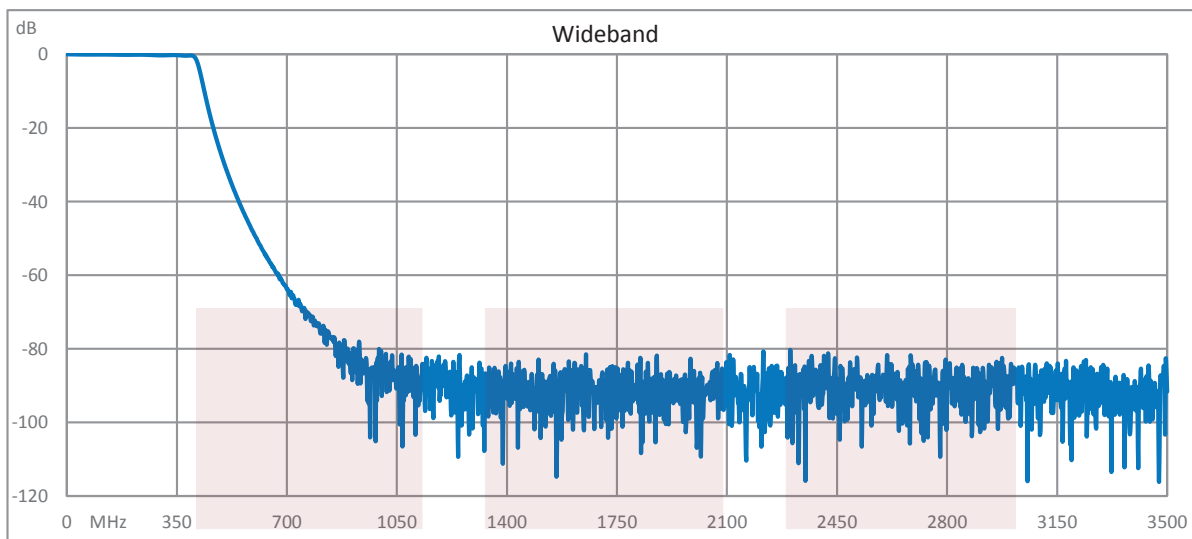
Plotted and Other Data

- Notes:
- Values at 25 °C, sea level

Fairview Microwave
 1130 Junction Dr. #100
 Allen, TX 75013
 Tel: 1-800-715-4396 / (972) 649-6678
 Fax: (972) 649-6689
www.fairviewmicrowave.com
sales@fairviewmicrowave.com

Typical Performance Data



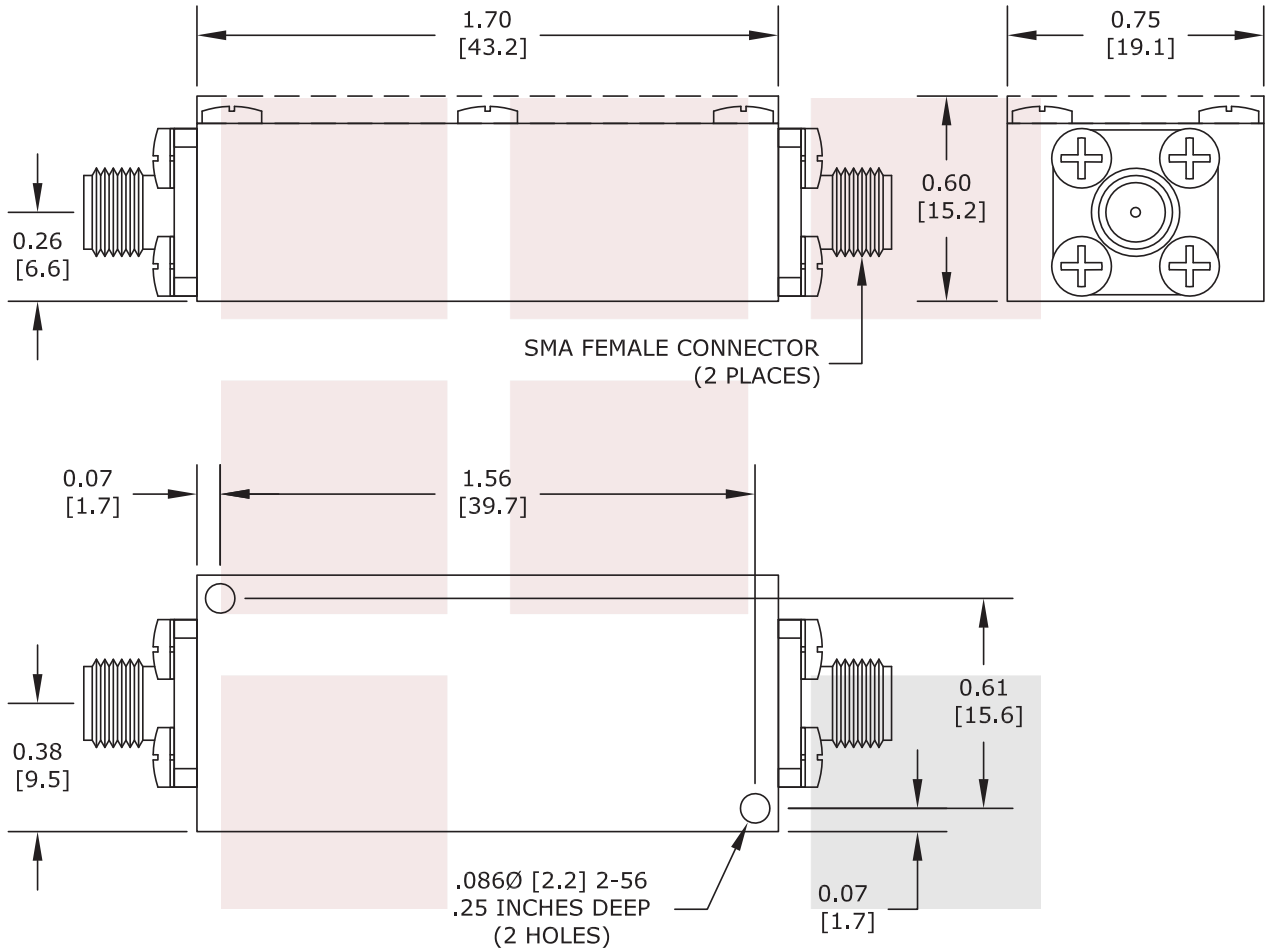


Lowpass Filter Operating From DC to 400 MHz With SMA Female Connectors from Fairview Microwave is in-stock and available to ship same-day. All of our RF/microwave products are available off-the-shelf from our ISO 9001:2008 certified facilities in Allen, Texas. Fairview Microwave is RF on-demand.

For additional information on this product, please click the following link: [Lowpass Filter Operating From DC to 400 MHz With SMA Female Connectors FMFL026](#)

URL: <https://www.fairviewmicrowave.com/low-pass-filter-dc-400-mhz-sma-female-connectors-fmfl026-p.aspx>

The information contained in this document is accurate to the best of our knowledge and representative of the part described herein. It may be necessary to make modifications to the part and/or the documentation of the part, in order to implement improvements. Fairview Microwave reserves the right to make such changes as required. Unless otherwise stated, all specifications are nominal. Fairview Microwave does not make any representation or warranty regarding the suitability of the part described herein for any particular purpose, and Fairview Microwave does not assume any liability arising out of the use of any part or documentation.



FAIRVIEW MICROWAVE INC. ALLEN, TX 75013 WWW.FAIRVIEWMICROWAVE.COM		NOTES: 1. UNLESS OTHERWISE SPECIFIED ALL DIMENSIONS ARE NOMINAL. 2. ALL SPECIFICATIONS ARE SUBJECT TO CHANGE WITHOUT NOTICE AT ANY TIME. 3. DIMENSIONS ARE IN INCHES [mm].			
TITLE Lowpass Filter Operating From DC to 400 MHz With SMA Female Connectors		DWG NO FMFL026		CAGE CODE 3FKR5	
CAD FILE	042617	SHEET	SCALE	N/A	SIZE A 2233